
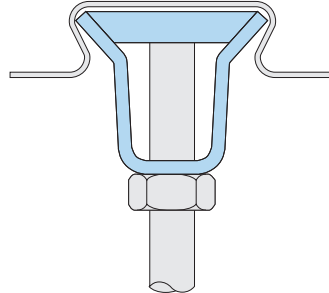

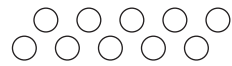


Type MF

Specifically developed for use with MetFloor® 60 and MetFloor® 80 profiles manufactured by Construction Metal Forming (CMF®).



For Characteristic Resistances when designing a connection to Eurocode 3, refer to DoP No.017 (CE) or DoP No.117 (UKCA) on Lindapter's website or request a DoP Brochure.



Bracket: Steel strip, zinc plated + JS500. **Wedge:** Malleable iron, zinc plated.

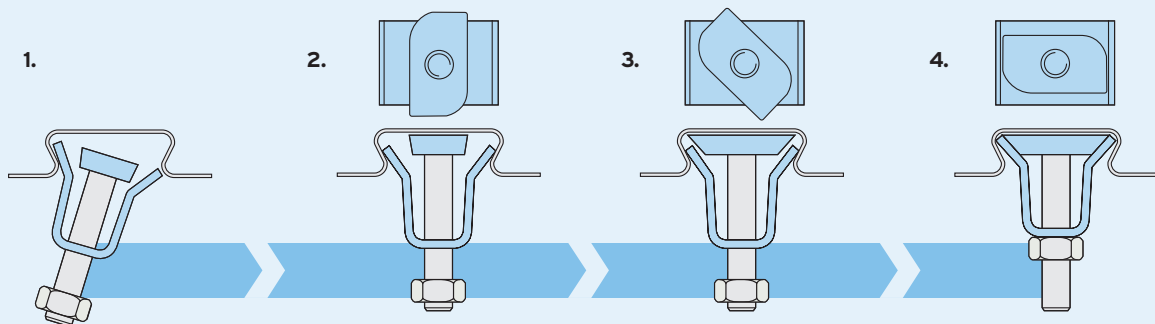
Product Code	Rod min 4.6	Safe Working Load (FOS 3:1)	
		Tensile / 1 Rod kN	Tightening Torque Nm
MF06	M6	1.47	10
MF08	M8	1.47	10
MF10	M10	1.47	10

➤ Independently fire tested in accordance with BS EN 1991-1-2. For fire ratings please refer to www.Lindapter.com



How to install...

▶ Watch the installation video at www.Lindapter.com



- 1) Pre-assemble the bracket and wedge (flat surface facing up) onto the threaded rod and insert one side of the bracket into the re-entrant channel of decking.
- 2) Insert the other side of the bracket into position inside the decking.
- 3) Turn the wedge clockwise until the position in Fig. 4 has been achieved.
- 4) Tighten the nut on the rod to a torque of 10Nm (prevent rod from rotating).

- Install the decking fixings after the concrete has been poured and has reached full strength.
- If the decking profile is deformed or distorted, do not install the fixing. If in doubt, contact the Technical Support team for advice.
- Although the Type MF is similar in appearance to Type MW2 (p. 66), it should NOT be used in profiles manufactured by Kingspan®.

Decking Fixings

High quality, cost effective connections for securing building services. Designed to fit inside the dovetail re-entrant channels of popular composite decking profiles, Lindapter's fixings provide a zero-impact method that avoids delamination and damage to the decking.

Lindapter Decking Fixings & Compatible Composite Decking Profile(s)

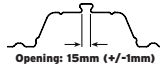
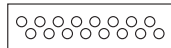
Type COM

page 63



Tata Steel

ComFlor® 60, 80 and 95



Opening: 15mm (+/-1mm)





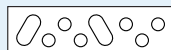
Type TR60

page 64



SMD®

TR60+™ and TR80+™




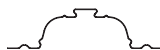
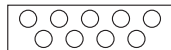
Type MF

page 65



CMF®

MetFloor® 60 and MetFloor® 80




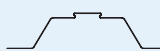
Type MW2

Multiwedge 2
page 66



Kingspan®

Multideck MD60 and MD80




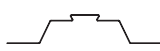
Type AW

Alphawedge
page 67



Richard Lees Decking

Ribdeck E60




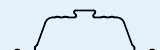
Type AMD

page 68



AMDECK®

AMDECK® 60 and AMDECK® 80



Type SD2

Slimdek 2
page 69



Tata Steel

ComFlor® 225




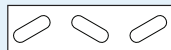
Type SM

page 70



Sigmat

SigDeck 100



Type VN

page 71



Fits several profiles including:

AMDECK® 54, R51+™, ComFlor® 51+,
Holorib, Superib, Multideck MD50
and MetFloor® 55.



On-site capacity checks

Lindapter's Engineers can provide tensile tests on the full range of decking fixings. Available on request and subject to application.

